

ARCHITAS MULTI-ASSET BALANCED

The value of investments and any income provided by them can go down as well as up. Investors could get back less than invested. Past performance is not a guide to future performance. This factsheet is for information purposes only and is not designed to provide advice on the suitability of an investment for your personal situation. If you have any questions regarding this factsheet, you are recommended to speak to a financial adviser.

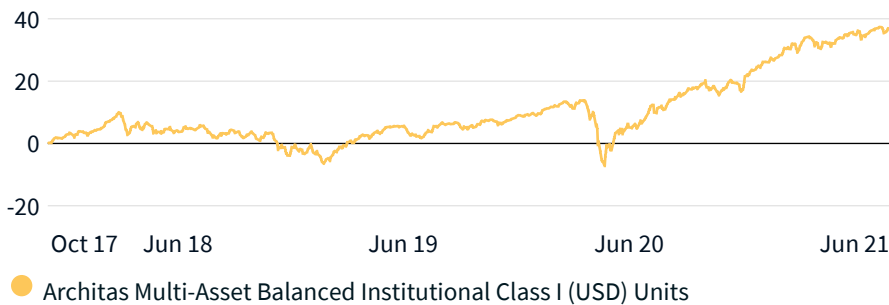
Investment Objective and Policy Summary

The investment objective of the Fund is to seek to achieve a return for investors over the medium to long term based on a combination of capital growth and income and with a medium volatility level through exposure to a diversified range of asset classes. The fund intends to hold a minimum of 50% and less than 100% of its Net Asset Value in Eligible UCITS (Undertakings for Collective Investment in Transferable Securities

"UCITS", including money market schemes, and alternative investment funds collective investment schemes as defined in accordance with the Central Bank of Ireland Requirements). Investments will be made following qualitative and quantitative risk assessments that are determined by the Investment Manager and on the basis of an evolving strategy reacting to market trends and based on the Investment Manager's views as to an appropriate allocation strategy.

PERFORMANCE AS AT 30/06/2021

Performance since launch (%)



Cumulative performance (%)

	1 Month	3 Months	YTD	1 Year	3 years	5 Years	Inception
Portfolio	0.4	3.4	6.5	22.4	33.3	-	36.7
Discrete Performance (%)	01/07/20-30/06/21	01/07/19-30/06/20	01/07/18-30/06/19	01/07/17-30/06/18	01/07/16-30/06/17		
Portfolio	22.4	5.7	3.1	-	-		

Source: State Street Banque SA. Past performance is not a guide to future performance. Total return figures are calculated on a single pricing basis with net income (dividends) reinvested. Performance figures are shown in USD unless otherwise specified. Performance figures are net of all fees. Transaction costs are included for the period shown but may differ in the future as these costs cannot be determined with precision in advance.

FUND FACTSHEET JUNE 2021

FUND FACTS

AS AT 30/06/2021

Fund data

Launch date	03.10.2017
Fund size (\$m)	466.13
Base Currency ¹	USD
Fund Price ¹	136.65
Legal Structure	A sub-fund of a Unit Trust

Institutional Class I(USD)

ISIN	IE00BZ127V98
AMC ² /OCF ³	0.40%/1.00%

Retail Class R(USD)

ISIN	IE00BZ127T76
AMC ² /OCF ³	1.25%/1.85%

Retail Class R(SGD) Hedged

ISIN	IE00BZ127S69
AMC ² /OCF ³	1.03%/1.63%

¹ Fund information is for Institutional Class I.

² The Annual Management Charge (AMC), is a charge taken from the fund. The charge is expressed as a percentage per annum but is normally taken daily from the fund and is calculated based on the value of funds under management. Normally the fund manager reserves the right to review the level of charge.

³ The Ongoing Charges Figure (OCF), is a charge you'll pay over a year for as long as you hold your investment, it is made up of the Annual Management Charge (AMC) and other operating costs. Other charges may occur; full details can be found within our Fund Charges Factsheets at architas.com



FUND MANAGER(S)



Seamus Lyons
Senior Investment
Manager

COMMENTARY

In June, the US Federal Reserve signalled lift off on interest rate rises as early as 2023, while President Biden gained bipartisan support for the first phase of his infrastructure bill, worth \$1 trillion.

June was the fifth consecutive positive month for global equities, rounding off a strong first half of the year, where the MSCI World index rose 12.2% and touched new all-time highs. US stocks were pushed higher by the prospect of upcoming infrastructure spending, while European shares were more muted but still positive, and the Euro Stoxx 50 gained 0.6%. Elsewhere, emerging market returns were mixed and the MSCI Emerging markets index fell 0.1%. Notably the Chinese onshore market lost 2% over the month.

June was a positive month for US and European government bond prices. In corporate bond markets, investment grade and high yield bond prices were

also higher in both regions. The fund rose in June helped by rising equity markets. US equity holdings led gains, followed by Emerging Market holdings. Asia ex Japan holdings lagged during the month. With growth stocks enjoying strong outperformance compared with value stocks during the month, a cyclical tilt within the fund weighed on performance. Value holdings such as Robeco US Premium and iShares Edge MSCI Europe Value Factor ETF were the main detractors to performance. Exposure to European equity holdings was increased during the month, at the expense of US equities, where we feel there is less value.

TOP HOLDINGS AS AT 30/06/2021

Name	%
Vanguard Global Bond Index Fund Institutional	13.70
Selection US Equity	11.09
PineBridge Asia Pacific Investment Grade Bond Fund	8.11
Selection European Equity	7.29
First Sentier Asian Quality Bond Fund	7.01
Hermes Asia Ex Japan Equity Fund	6.07
AXA Rosenberg US Equity Alpha Fund	5.63
Capital Group Global Corporate Bond Fund	5.12
Robeco BP US Premium Equities	5.00
Fidelity Funds Asia Pacific Opportunities Fund	4.86
Total	73.89
Total number of holdings	31

KEY FUND FACTS AS AT 30/06/2021

\$ 466

MILLION
funds under
management

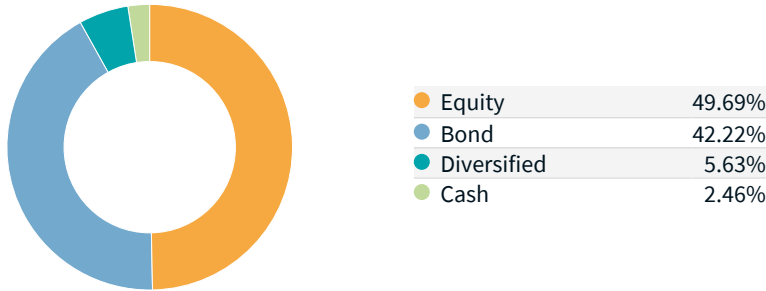
31

holdings
spread across
5 geographical
regions

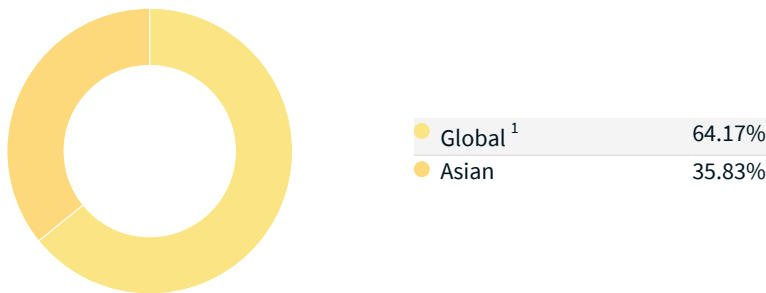


ALLOCATION AS AT 30/06/2021

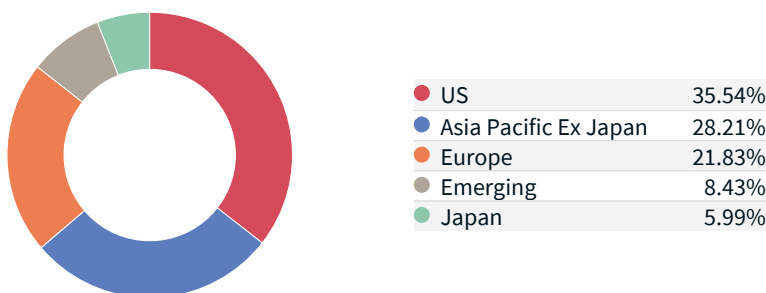
Asset Allocation



Bonds Type



Geographical Allocation



¹ The Global bonds in this portfolio are bonds from developed markets and are a mix of primarily US, Europe and Japan. Due to rounding, the figures shown in each of the geographical and sector allocations may not add up to 100% and the allocations may change.

RISK AND REWARD INDICATOR



This risk indicator is based on historical data and may not be a reliable indication of the future risk profile. The category may shift over time and is not guaranteed. Funds of category 4 have shown in the past a medium to high volatility. Volatility describes how much the value of the fund went up and down. The shares of a fund of category 4 might be subject to medium to high fluctuations based on the historical volatility.

The following are additional risks not covered by the risk and reward category:

Emerging Markets: Less economically developed markets can involve greater risks than well developed markets. For example, political unrest and economic downturn may be more likely and could affect the Fund value.

Counterparty Risk: The insolvency of institutions providing services such as safekeeping of assets or acting as counterparty to derivatives or other instruments may expose the Fund to a loss.

Fund of Funds – Liquidity Risk: The Fund invests in other funds. Its liquidity depends upon those funds. If they suspend or defer the payment of redemption proceeds, the Fund's ability to meet redemption requests may also be affected.

Derivatives Risk: Derivatives are used in an attempt to reduce risk or for investment purposes. Use of derivatives could cause share prices to fluctuate which may result in the Fund suffering a loss.

Credit Risk - Bonds: Bonds are a form of loan, the value of which depends on the issuer being able to make its payments. There is a risk the issuer will fail to do so. Although the Fund generally invests in bonds with high ratings, this does not guarantee an issuer's ability to pay.

Credit Risk - Non-Investment Grade Bonds: These are bonds issued by entities considered to be more likely to default. If an issuer defaults this may result in the Fund suffering a loss.

Currency Risk: The value of the Fund may fall or rise as a result of changes in exchange rates from overseas investments. More information in relation to risks in general may be found in the KIID and the "Risk Factors" section of the prospectus.



IMPORTANT INFORMATION

This document does not provide you with all the facts you need to make an informed decision about investing. More information is available in the Key Investor Information document (KIID) for the fund and in the fund prospectus, both of which are available, free of charge, from Architas. The KIID can also be downloaded from our website at <http://www.architas.com>. We also recommend that you speak to your financial adviser before making any investment. The adviser can advise you on the number of financial products through which you can invest in this fund. This fund may not be appropriate for investors who plan to withdraw their money within five years.

Factsheets are produced monthly and the most up to date version is available on www.architas.com.

The Fund does not have a benchmark.

Although we take every care to ensure that the data provided to external sources about our funds is accurate, occasionally discrepancies may occur. We accept no liability for loss due to such discrepancies where a recommendation to invest has, to any extent, relied on the information contained in this Factsheet.

AXA is a worldwide leader in financial protection and wealth management. Architas operates one legal entity in Ireland and one legal entity in Hong Kong : Architas

Multi-Manager Europe Limited (AMMEL) in Ireland and Architas Asia Limited (AAL) in Hong Kong. AMMEL and AAL are owned by Architas Limited with the ultimate parent and controlling company being AXA SA (a company registered in France).

Architas Multi-Manager Europe Limited is regulated by the Central Bank of Ireland. AMMEL is a private Company Limited by Shares with registration no. 462350. The Fund is a UCITS and regulated by the Central Bank of Ireland.

Architas Asia Limited is the authorized distributor and Hong Kong Representative of the Fund. It is a company incorporated in Hong Kong and is regulated by the Securities and Futures Commission of Hong Kong with CE number: B0U733.

The value of investments and the income from them can fall as well as rise and is not guaranteed which means you could get back less than you invest. Past performance may not be a reliable guide to future performance. Investments in newer markets, smaller companies or single sectors offer the possibility of higher returns but may also involve a higher degree of risk. The value of investments can fall as well as rise purely on account of exchange rate fluctuations. Income may fluctuate in accordance with market conditions and taxation arrangements.

CONTACT US

Email: contact.asia@architas.com

Website: www.hk.architas.com

Phone: +852 9015 1440